

PRELIMINARY

MATERIAL HANDLER

824G



MAX CAB



Mobile ^{up to} 26,3 t



12 m



118 kW

Stage V

The multi-talent.

With its reach of 12 m, the 824 G is a universal all-rounder in the recycling and scrap yard. In the challenging working environment, the robust machine impresses with maximum performance despite low consumption and masters every loading and sorting job. At the same time, the elevating comfort cab ensures a pleasant workplace with an excellent view of the surroundings.

Maximum efficiency

High system performance coupled with optimized hydraulics for outstanding efficiency.

Occupational safety

Thanks to the precisely controlled movements and the numerous safety features, you can work effortlessly and safely throughout your day.

Maximum comfort

The spacious cab is designed with the needs of the operator in mind – comfortable and spacious with sophisticated features.

A long-term investment

The G-series is characterized by robust components and intelligent machine design – the machine retains its value over the long-term, even with demanding continuous use.

Maintenance & service

Intelligent fleet management and machine status monitoring via the SENtrack telematics system as well as unique accessibility of machine components.

Modular variety

Unique machine variety – we build the perfect machine to meet the needs of your application.

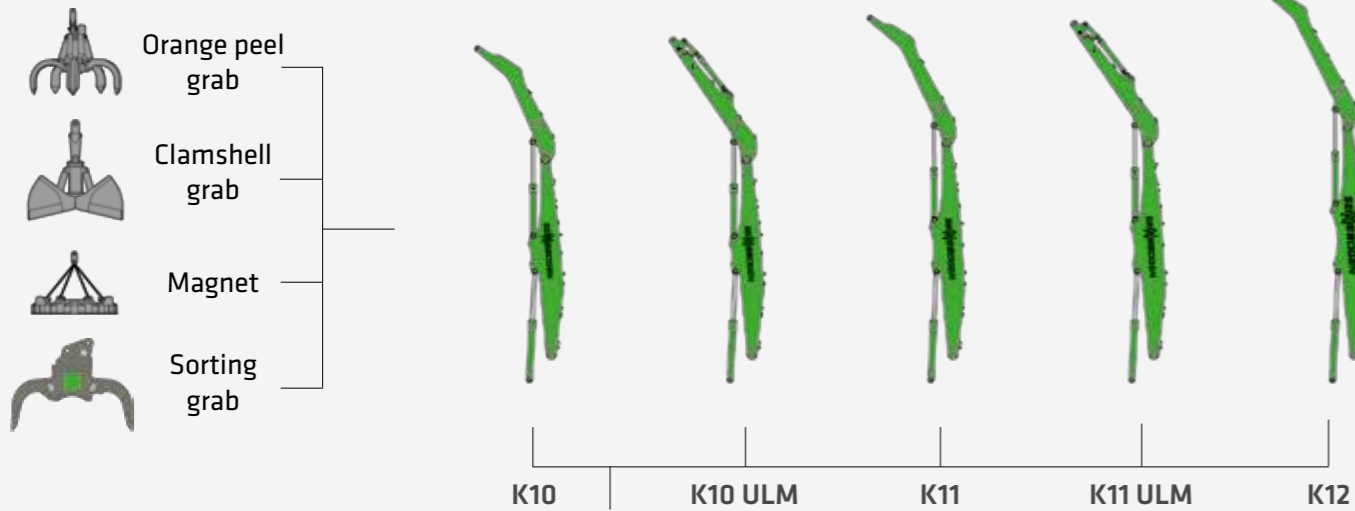


A MODULAR DESIGN. NUMEROUS APPLICATIONS.


WHAT DOES YOUR MACHINE LOOK LIKE?

Configure your individual machine from our modular system. The great variety of solutions that we can implement in this way is unique anywhere in the world.

EQUIPMENT

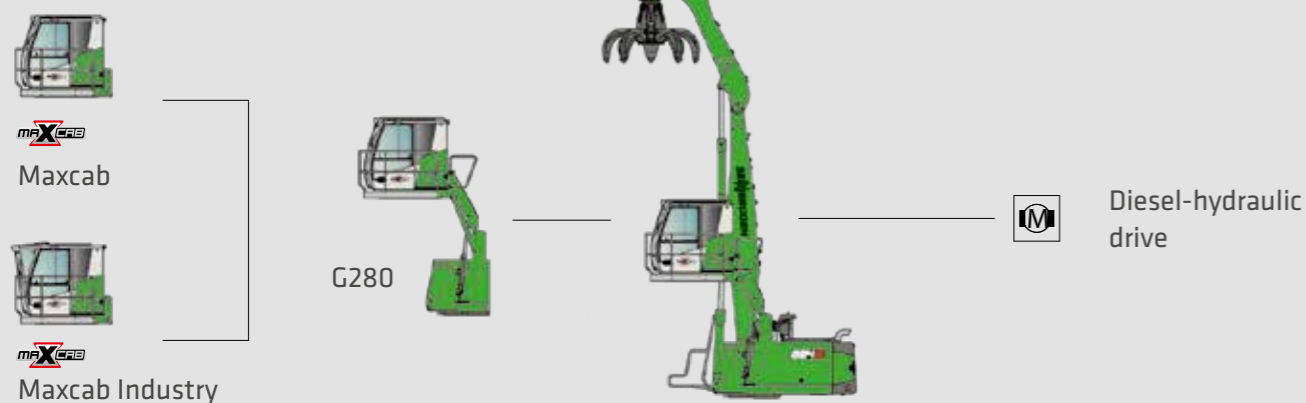


K = Compact boom
ULM = Equipment with tipping kinematics, e.g. for sorting grabs



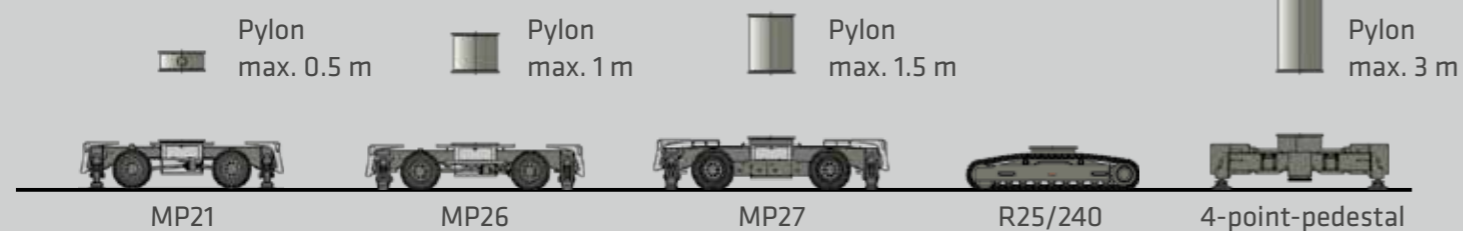
CAB

CAB ELEVATION



UPPERCARRIAGE

UNDERCARRIAGE



CUSTOM CONFIGURATION

More than 16,000 unique material handling solutions can be delivered through SENNEBOGEN's modular machine design - watch the video now!

www.sennebogen.com/versatility



MAXIMUM COMFORT.

Everything in view

The spacious cab with panoramic view gives you a practical overview of your work area. The safety cameras provide support and allow you to monitor the critical areas conveniently via the monitoring system in the cab.

Easy control

The intelligent SENCON control system gives you quick and easy feedback on the machine's condition. Thanks to the intuitive user interface, it has never been easier to monitor energy consumption and utilization, control the desired working modes and contribute towards reducing operating costs.

Pleasant indoor climate

Whether in warmer areas or sub-zero temperatures, you can enter a work space with a comfortable temperature every day and concentrate on the essentials of work thanks to pleasant heating and air conditioning.

Individual operator profiles

Personalize and save settings for individual operators: climb in – get going.

For your health

The back-friendly comfort seat with reinforced suspension, adjustable armrests and optimally arranged control elements make everyday work even easier. With the convenient control panel, you can now reach many functions even faster and the ergonomic joysticks are comfortable to hold – in an award-winning design!

“With the new Maxcab, we have once again implemented customer requirements: for maximum ease of use.”

CORNELIUS STROBL,
Head of the Scrap and Recycling Business Unit



THE NEW MAXCAB

- Unobstructed visibility
- Bullet proof windscreen in series
- Intuitive operation



G SERIES
STANDARD
EQUIPMENT

PROFESSIONAL FLEET MANAGEMENT

SENtrack

1. Reduce service costs

The dashboard is used to monitor the machine and its main operating parameters (temperatures, consumption). If key figures deviate significantly from the target value, the user is informed immediately.

2. Reduce consumption

You will receive daily updated insights into your fleet processes: easily identify and optimize times when machines are idle or change set parameters when machines are underloaded to reduce consumption.

3. Improve productivity

With just a few clicks, you can identify and optimize machine capacity, analyze routes if required and thus make your port processes more profitable.

4. Safeguard your investment

Practical alarm messages inform you about critical machine conditions. In the event of irregular movements, the machine can also easily be deactivated remotely.



“What if you could receive real-time data from all your machines with just one click and so increase your productivity? SENNEBOGEN’s SENtrack telematic system makes this possible. The monitoring tool is now installed as standard in the G series!”

MAINTENANCE AND SERVICE.

KEEP IT SIMPLE. WITH MANAGEABLE TECHNOLOGY.



Reliable and practical technology makes life easier. We rely on hydraulics, electrics and electronics only where they provide the greatest benefit.



We make you happy, not reliant. With cost-effective components and fewer process steps, you can take care of the machine on your own.



The central electrical distributors and electronic modules facilitate maintenance and service, and are protected against environmental influences thanks to the large-scale e-box.



The SENCON control system supports you with diagnostics so that your machine is back in action more quickly.

All maintenance and service points are clearly arranged and easily accessible. The clear labeling of components makes finding your way around easy.

TECHNICAL DATA, EQUIPMENT

MACHINE TYPE

MODEL (TYPE) 824 G

DIESEL ENGINE

TYPE	Stage V: Cummins B 4.5* Rated power: 123 kW/2200 rpm Operating point standard: 118 kW/1725 rpm Operating point ECO: 111 kW/1500 rpm Automatic idle/stop
COOLING	Water-cooled, charge air cooling, coolant cooling
DISPLACEMENT	4,5 l
NUMBER OF CYLINDERS	4
BATTERIES	2 x 110 Ah / 750 A, battery disconnect switch
ELECTRICAL SYSTEM	24 V
OPTIONS	Engine block heater Electric fuel pump Jump start pole Cyclone pre-separator for use with high dust loads

TANK CAPACITIES

FUEL	330 l
ADBLUE	30 l
HYDRAULIC TANK	240 l
COOLANT	approx. 40 l
ENGINE OIL	approx. 13,5 l
CENTRAL LUBRICATION SYSTEM	Automatic central lubrication for equipment and slewing ring, display of fault and empty message via SENCON

UPPERCARRIAGE

DESIGN	Torsion-resistant box design, precision crafted, steel bushings for boom mounting, service-friendly design, engine installed in the longitudinal direction
COOLING SYSTEM	Cooling system with 3 cooling circuits and demand-driven fan control consisting of: coolant cooling and hydraulic oil cooling, hydraulically driven, thermostatically controlled incl. fan reversal; charge air cooling driven directly by engine
OPTIONS	LED lighting package Swing bearing brake via foot pedal Fire extinguisher Low temperature packages Hydraulic tank preheating 15 kW magnetic generator Additional ballast 1 t Comprehensive uppercarriage railings Platform with railing next to cab Warning beacons and alarm horns



TECHNICAL DATA, EQUIPMENT

HYDRAULIC SYSTEM

Load-sensing / LUDV hydraulic system, electro-hydraulic work functions, dual-circuit hydraulic system	
OPERATING PRESSURE	up to 350 bar
CONTROL SYSTEM	Proportional, precision electrical control of work movements, 2 electric joysticks for work functions, additional functions via switches and foot pedals
SAFETY	Hydraulic circuits safeguarded with safety valves Pipe-fracture safety valve for stick and compact boom as standard Emergency lowering of the equipment in case of engine standstill
OPTIONS	Bio-oil filling Tool Control for programming pressure/rate of up to 10 tools Load torque warning with capacity display Overload safeguard with shutdown SENNEBOGEN HydroClean micro-filter system (3 µm) with water separator Supplementary hydraulic circuit for shear attachment

SLEWING DRIVE

GEARBOX	Planetary gears with axial piston engine, integrated brake valves
PARKING BRAKE	Spring-loaded, hydraulically ventilated multi-disk safety brake
SLEWING RING	Internal toothing, strong ball bearing slewing ring, sealed
SLEWING SPEED	0-8 rpm
TORQUE	60 kNm



TECHNICAL DATA, EQUIPMENT

CAB*

CAB TYPE	Maxcab, 2.8 m elevation
CAB FEATURES	Sliding door incl. sliding window, vibration-damped, tinted safety glass, bullet proof glass on windscreen, safety glass on side windows, skylight, windscreen wiper, roller sunblind on windscreen and skylight, integrated microphone for hands-free system, radio preparation, air-suspended comfort seat, heating/air-conditioning system with fresh air filter and recirculating air filter, joystick steering (mobile version), SENCON
OPTIONS	<ul style="list-style-type: none"> Maxcab Industry, continuous bullet proof glass pane Protective roof guard, FOPS if applicable Protective front guard Active carbon filter for outside air Auxiliary heating system Air-conditioned comfort operator's seat Radio (DAB), with MP3 and Bluetooth® function, hands-free system Cooling box Multifunctional armrests Pressurized cab Steering wheel control 30° tiltable cab External operator panel Sun protection packages

UNDERCARRIAGE

MOBILE	MP21 mobile undercarriage with integrated 4-point outrigger, steering axle with automated pendulum axle, pendulum axle cylinder with pipe fracture safety valve, all-wheel drive powered by an adjustable hydraulic motor with external, automatically actuated brake valve and 2-stage power shift transmission, planetary axles with integrated steering cylinders, 1-way accelerator pedal, service brake with 2-circuit system, multi-disc brake as parking brake
TIRE TYPE	8 x 10.00-20
BRAKES	hydraulic
TRAVEL SPEED	0-20 km/h variable
OPTION	<ul style="list-style-type: none"> Up to 1 m pylon Support plate Stabilizer blade Pneumatic tires

CRAWLER

	R25/240 crawler undercarriage in stable, torsionally rigid box construction with hydraulic travel drive, hydraulically ventilated, spring-loaded multi-disc brake as parking brake
TRAVEL SPEED	0-2,4 km/h
OPTION	700 mm triple grouser shoes



TECHNICAL DATA, EQUIPMENT

EQUIPMENT

RANGE	up to 12 m
CYLINDERS	Hydraulic cylinders with high-quality sealing and guide elements, end position damping, sealed mounting points
OPTIONS	<ul style="list-style-type: none"> LED lighting package Height and reach limitation Stick mounted camera Equipment type "ULM" with tipping kinematics Boom damping

OPERATING WEIGHT

MASS	24 t - 26,3 t
NOTE	Operating weight varies by model and equipment.



* Vibration level: Max. Hand/Arm (acc. ISO 5349-2001) < 2.5 m/s² and max. body (acc. ISO/TR 25398:2006) < 0.5 m/s²

Subject to technical changes. Additional options available upon request.

LOAD RATINGS K10 (MOBILE)



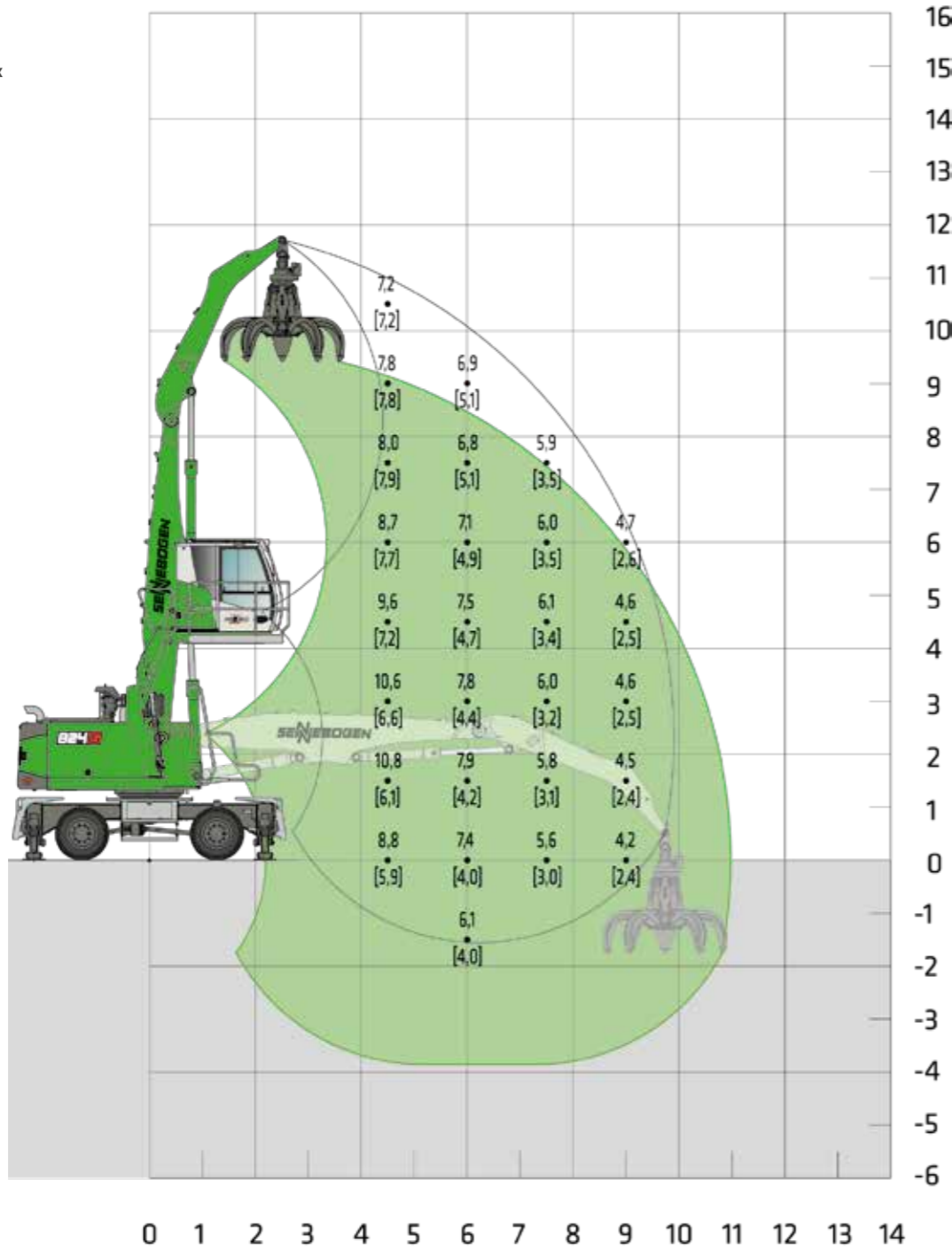
MP21



MAXCAB
2.80 m elevating (G280)



6,0 m boom
4,0 m grab stick



Machine shown in mirror image

20230316125758
[20230316133611]

Notes:

All load ratings are given in tons (t) brought to bear at the end of the stick, without tools on firm level ground. Working tools such as grab, magnet, load hook etc. are included in the specified load ratings. The stated values are 75 % of the static tipping load or 87 % of the hydraulic lifting force according to ISO10567. According to EU standard EN 474/5, hydraulic material handlers used for hoisting must be equipped with a pipe rupture safety device on lifting and stick cylinders and an overload warning device. Load ratings apply to a machine with 4-point outrigger and for 360° slewing. The load ratings in brackets [] apply when the oscillating axle is blocked, unsupported, (free-standing) and for 360° slewing.

LOAD RATINGS K11 (MOBILE)



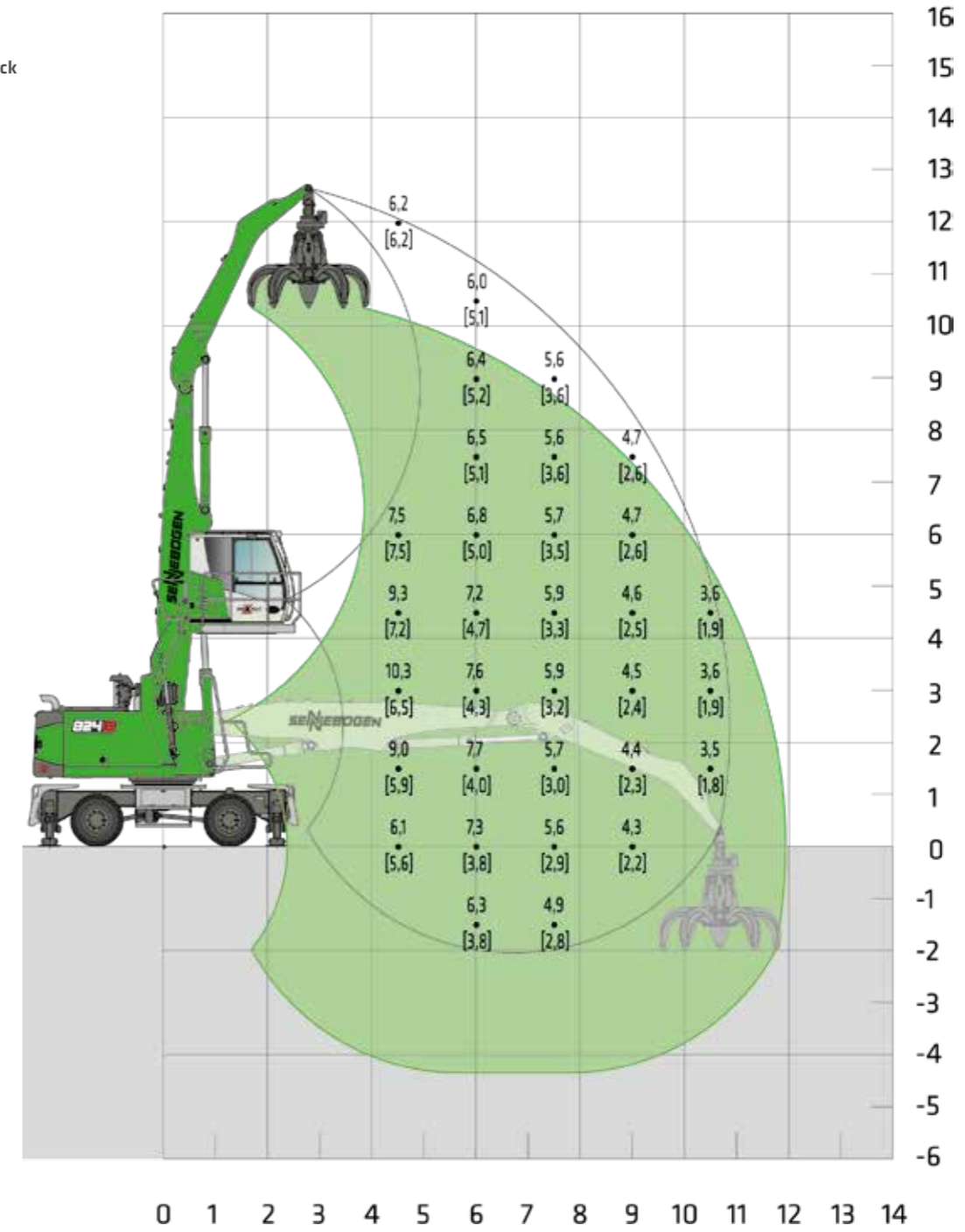
MP21



MAXCAB
2.80 m elevating (G280)



6,5 m boom
4,5 m grab stick



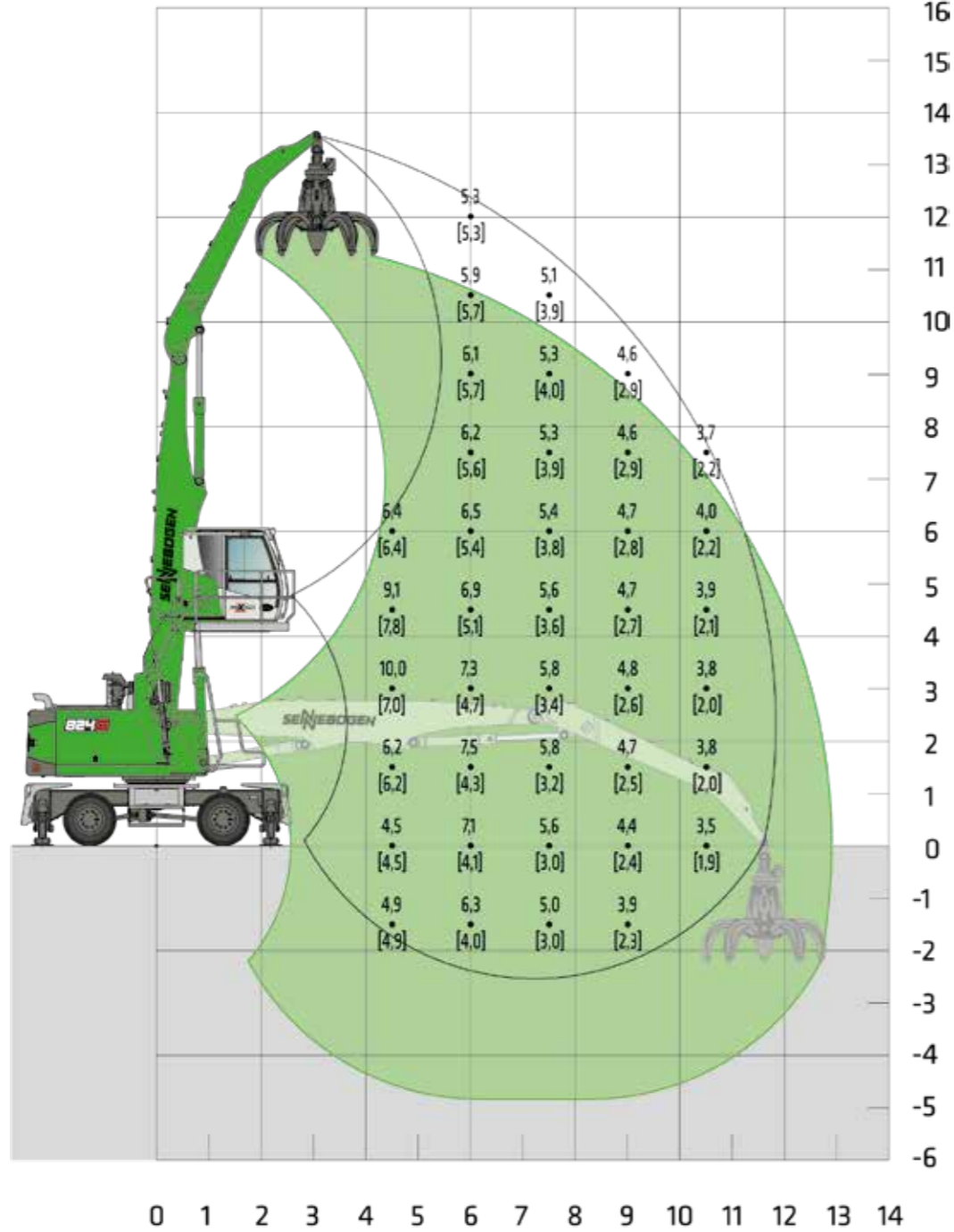
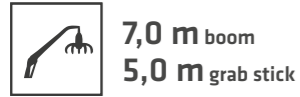
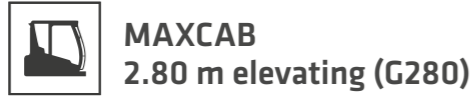
Machine shown in mirror image

20230316134102
[20230316134217]

Notes:

All load ratings are given in tons (t) brought to bear at the end of the stick, without tools on firm level ground. Working tools such as grab, magnet, load hook etc. are included in the specified load ratings. The stated values are 75 % of the static tipping load or 87 % of the hydraulic lifting force according to ISO10567. According to EU standard EN 474/5, hydraulic material handlers used for hoisting must be equipped with a pipe rupture safety device on lifting and stick cylinders and an overload warning device. Load ratings apply to a machine with 4-point outrigger and for 360° slewing. The load ratings in brackets [] apply when the oscillating axle is blocked, unsupported, (free-standing) and for 360° slewing.

LOAD RATINGS K12 (MOBILE)

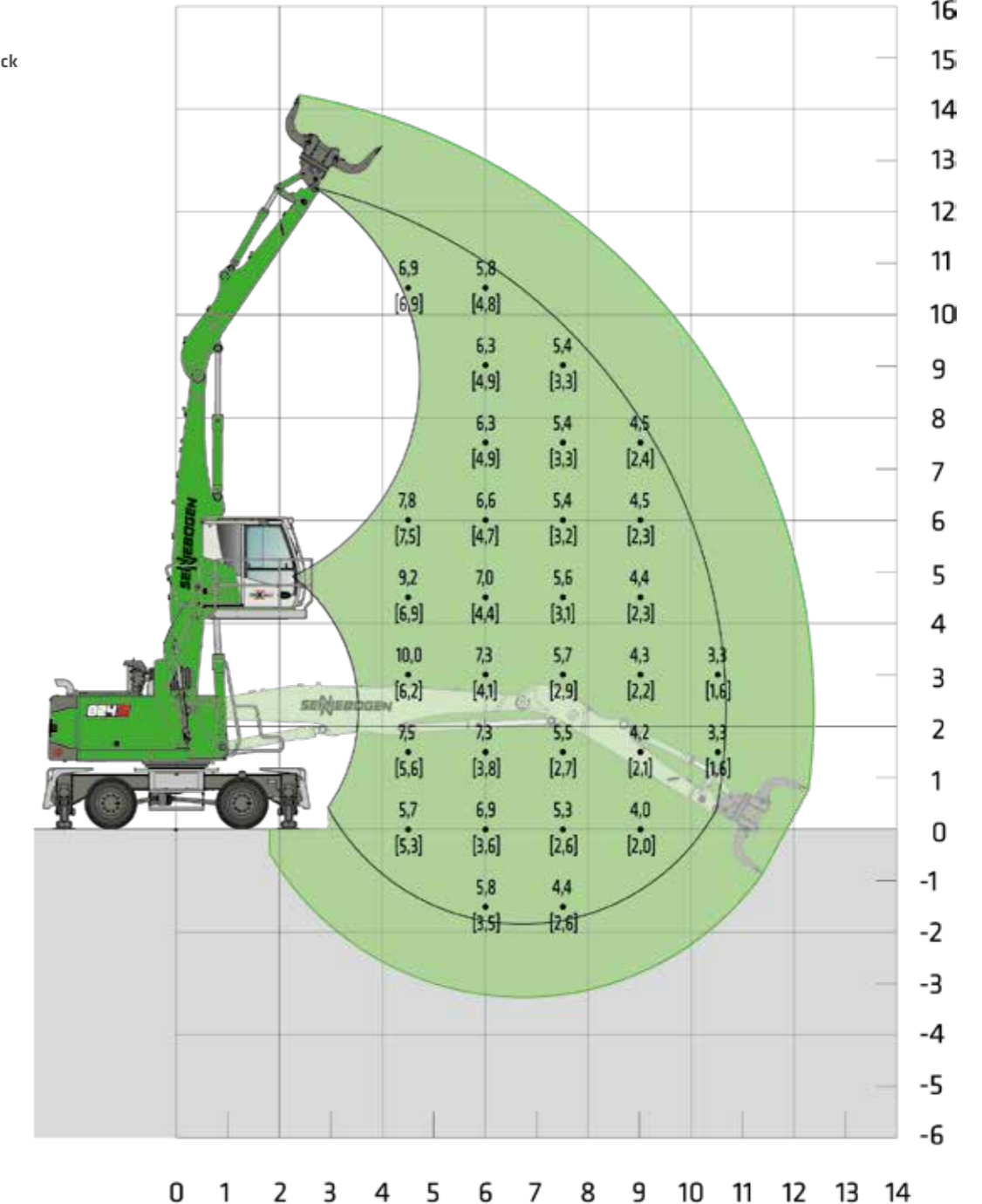
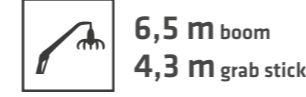


Machine shown in mirror image

20230316125502
[20230316125544]

Notes:
All load ratings are given in tons (t) brought to bear at the end of the stick, without tools on firm level ground. Working tools such as grab, magnet, load hook etc. are included in the specified load ratings. The stated values are 75 % of the static tipping load or 87 % of the hydraulic lifting force according to ISO10567. According to EU standard EN 474/5, hydraulic material handlers used for hoisting must be equipped with a pipe rupture safety device on lifting and stick cylinders and an overload warning device. Load ratings apply to a machine with 4-point outrigger and for 360° slewing. The load ratings in brackets [] apply when the oscillating axle is blocked, unsupported, (free-standing) and for 360° slewing.

LOAD RATINGS K11 ULM (MOBILE)




Machine shown in mirror image


20230316134317
[20230316134334]

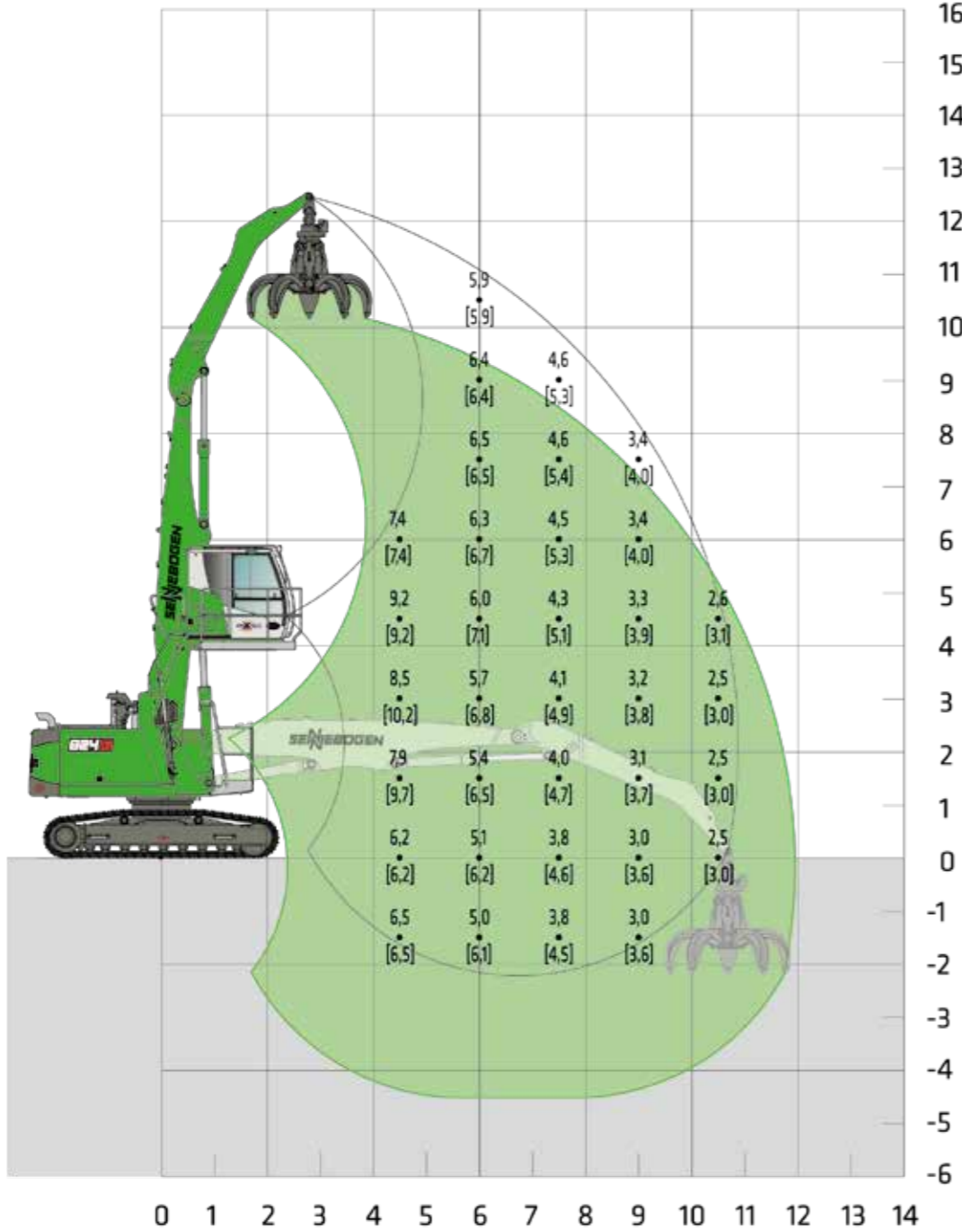
Notes:
All load ratings are given in tons (t) brought to bear at the end of the stick, without tools on firm level ground. Working tools such as grab, magnet, load hook etc. are included in the specified load ratings. The stated values are 75 % of the static tipping load or 87 % of the hydraulic lifting force according to ISO10567. According to EU standard EN 474/5, hydraulic material handlers used for hoisting must be equipped with a pipe rupture safety device on lifting and stick cylinders and an overload warning device. Load ratings apply to a machine with 4-point outrigger and for 360° slewing. The load ratings in brackets [] apply when the oscillating axle is blocked, unsupported, (free-standing) and for 360° slewing.

LOAD RATINGS K11 (CRAWLER)

 R25/240

 MAXCAB
2.80 m elevating (G280)

 6,5 m boom
4,5 m grab stick



Machine shown in mirror image


20230316141416


Notes:

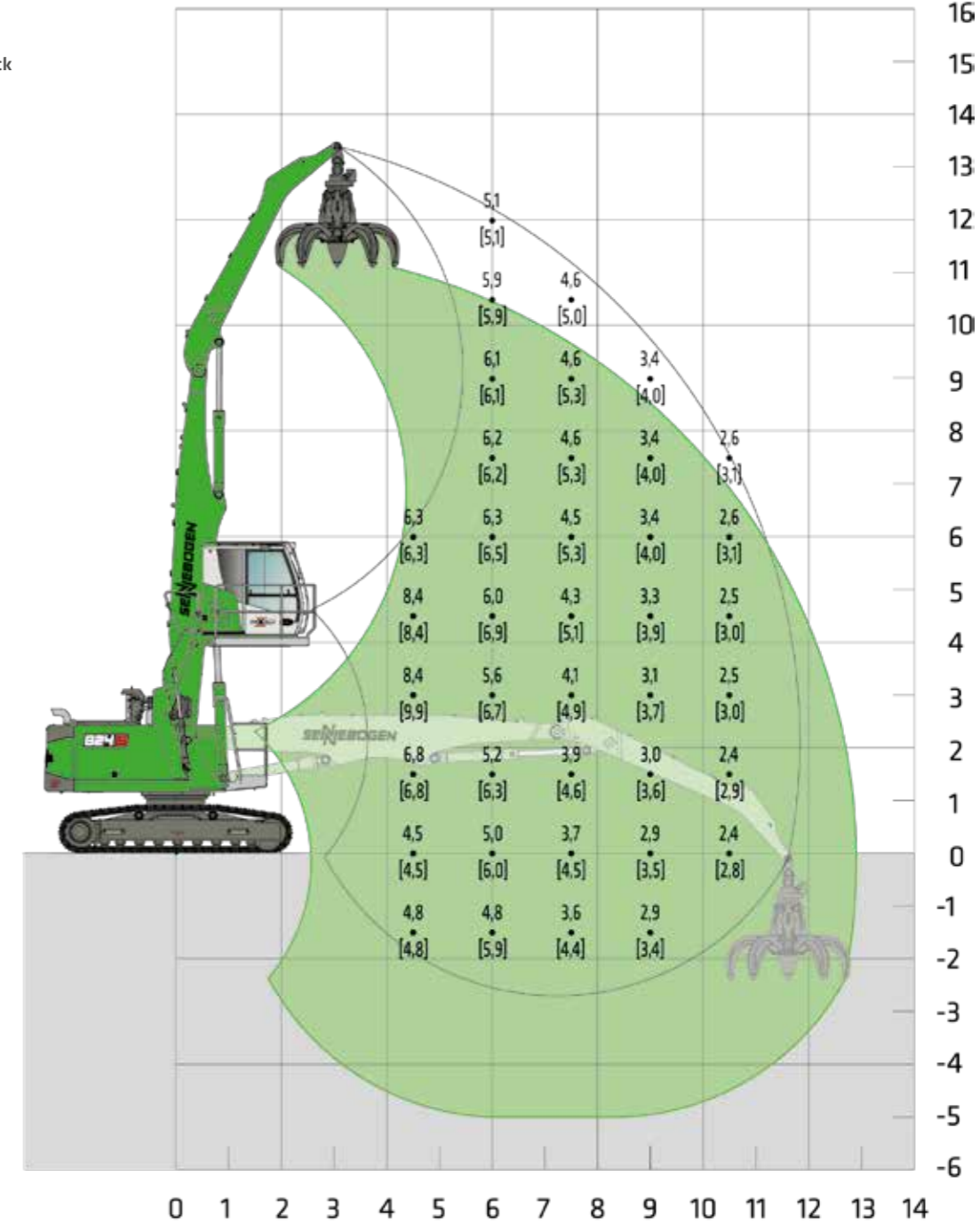
All load ratings are given in tons (t) brought to bear at the end of the stick, without tools on firm level ground. Working tools such as grab, magnet, load hook, etc. are included in the specified load ratings. The stated values are 75 % of the static tipping load or 87 % of the hydraulic lifting force according to ISO10567. According to EU standard EN 474/5, hydraulic material handlers used for hoisting must be equipped with a pipe rupture safety device on lifting and stick cylinders and an overload warning device. The specified load ratings apply to maximum track width and 360° slewing. The load ratings in brackets [] apply longitudinally to the undercarriage.

LOAD RATINGS K12 (CRAWLER)

 R25/240

 MAXCAB
2.80 m elevating (G280)

 7,0 m boom
5,0 m grab stick



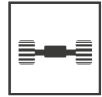
Machine shown in mirror image

20230316141436

Notes:

All load ratings are given in tons (t) brought to bear at the end of the stick, without tools on firm level ground. Working tools such as grab, magnet, load hook, etc. are included in the specified load ratings. The stated values are 75 % of the static tipping load or 87 % of the hydraulic lifting force according to ISO10567. According to EU standard EN 474/5, hydraulic material handlers used for hoisting must be equipped with a pipe rupture safety device on lifting and stick cylinders and an overload warning device. The specified load ratings apply to maximum track width and 360° slewing. The load ratings in brackets [] apply longitudinally to the undercarriage.

LOAD RATINGS K11 ULM (CRAWLER)



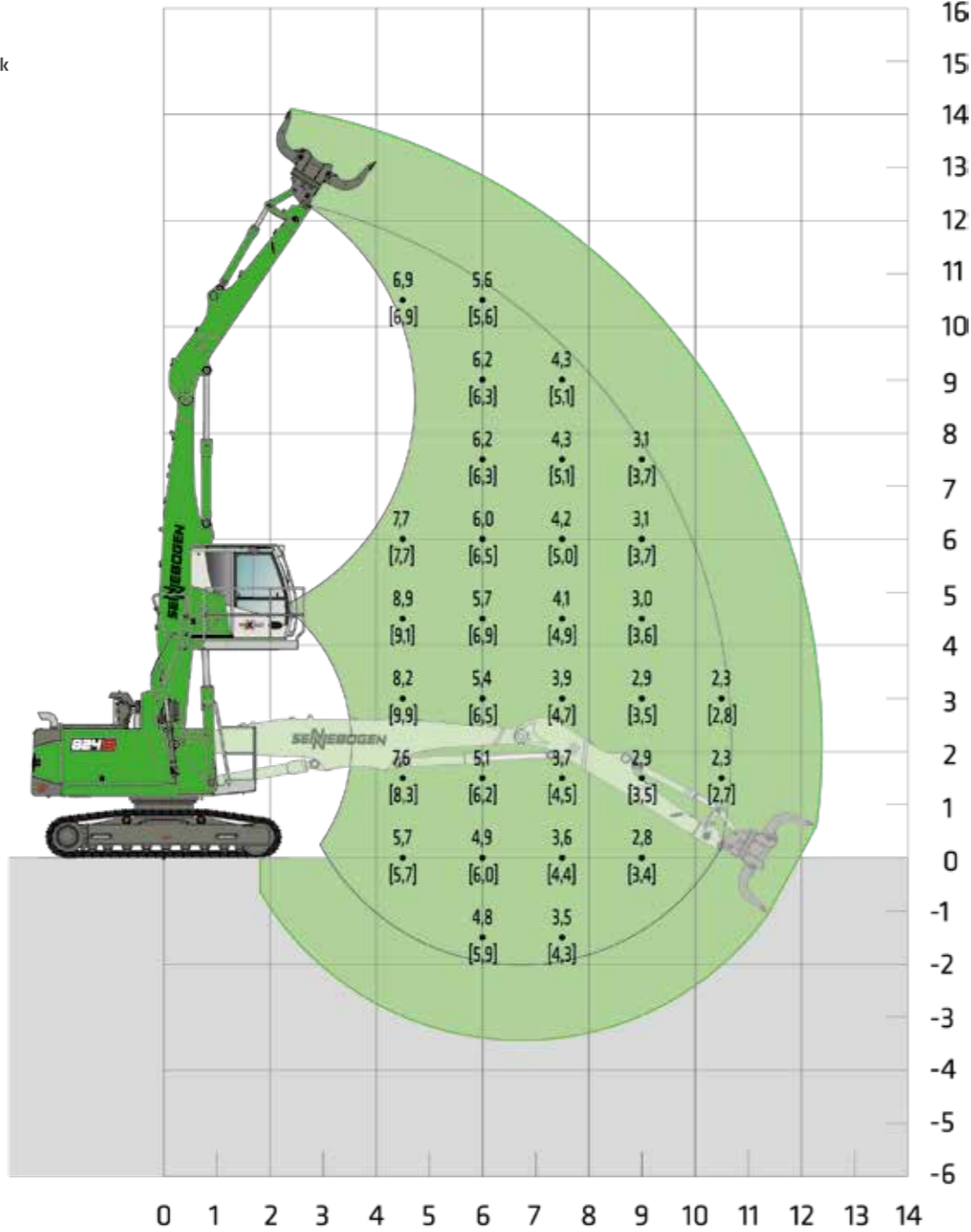
R25/240



MAXCAB
2.80 m elevating (G280)



6,5 m boom
4,3 m grab stick



Machine shown in mirror image

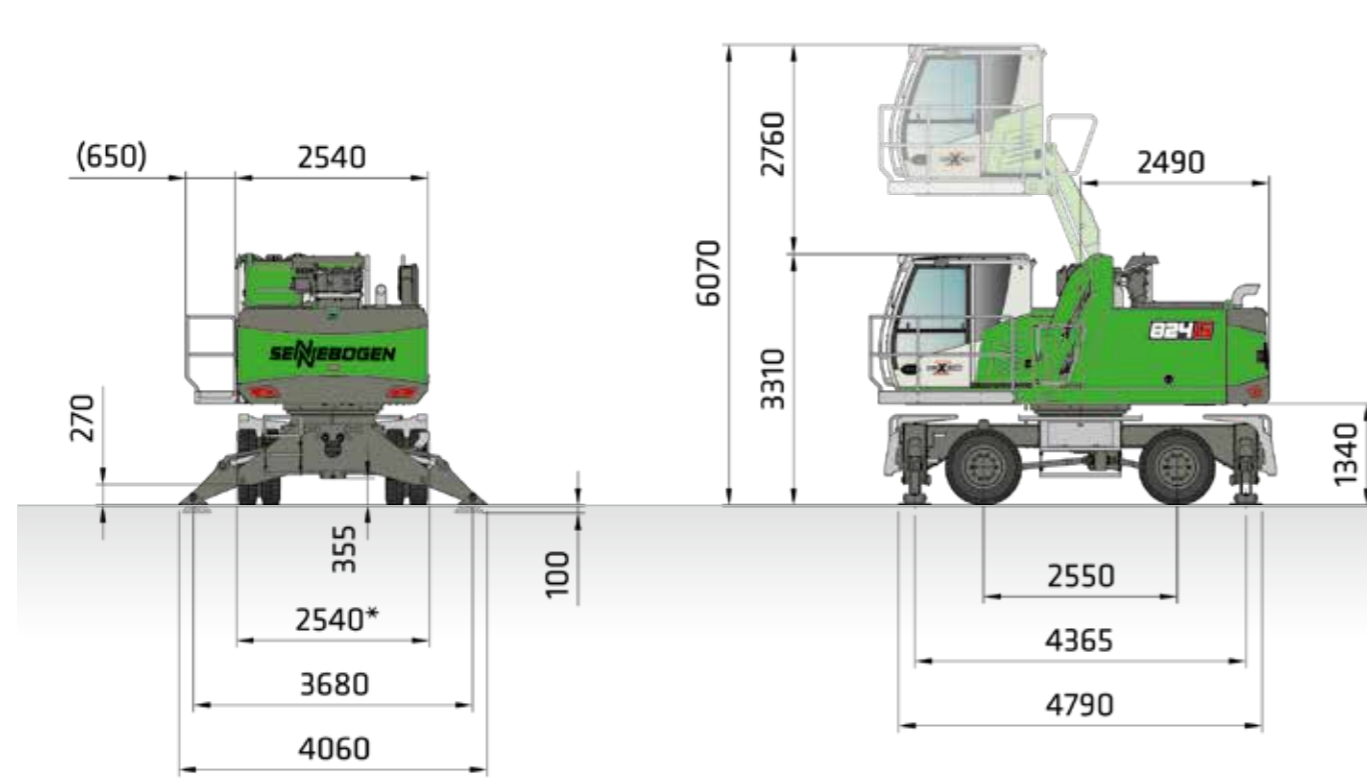
20230316141349

Notes:
All load ratings are given in tons (t) brought to bear at the end of the stick, without tools on firm level ground. Working tools such as grab, magnet, load hook, etc. are included in the specified load ratings. The stated values are 75 % of the static tipping load or 87 % of the hydraulic lifting force according to ISO10567. According to EU standard EN 474/5, hydraulic material handlers used for hoisting must be equipped with a pipe rupture safety device on lifting and stick cylinders and an overload warning device. The specified load ratings apply to maximum track width and 360° slewing. The load ratings in brackets [] apply longitudinally to the undercarriage.



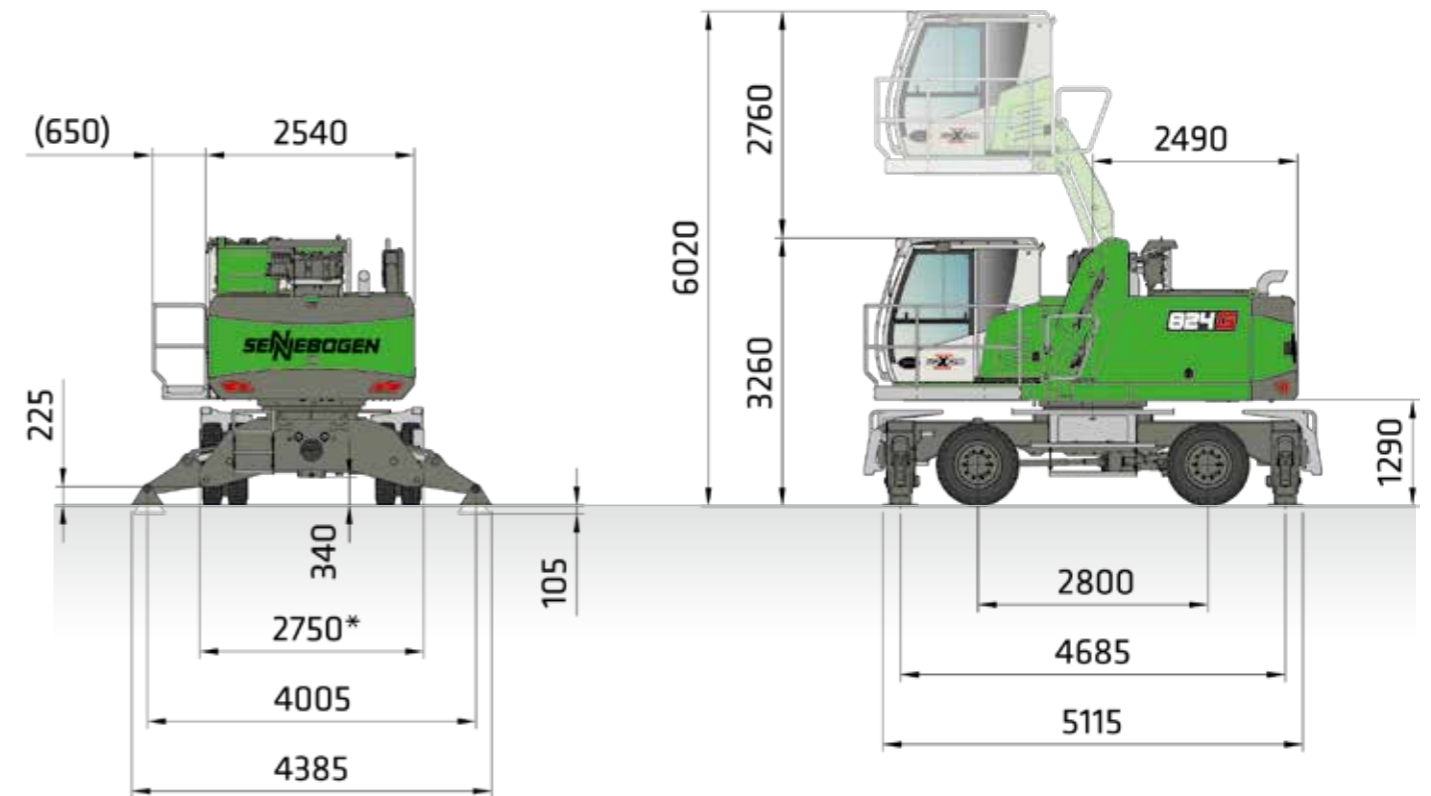
Optimal overview of the working environment thanks to 2.80 m elevating cab

DIMENSIONS MOBILE



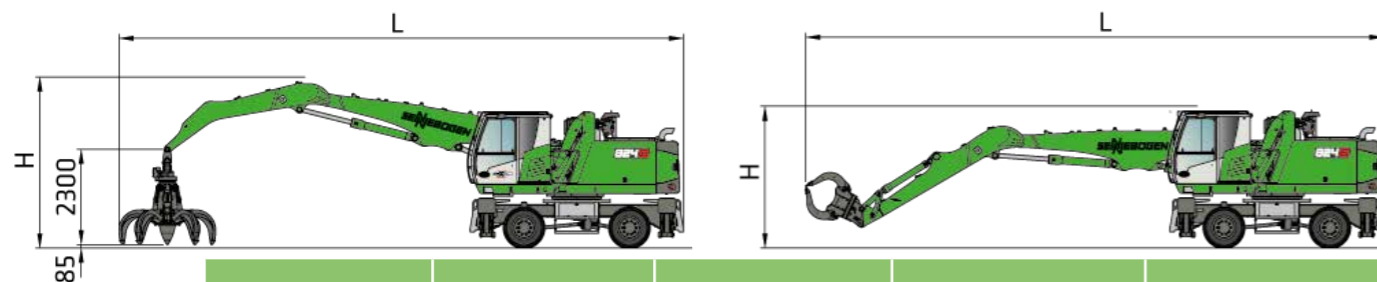
* = Transport width

824 G WITH MP21 MOBILE UNDERCARRIAGE AND G280 HYDRAULICALLY ELEVATING CAB (SERIES), SOLID RUBBER TIRES 10.00-20 (8X)



824 G WITH MP26 MOBILE UNDERCARRIAGE AND G280 HYDRAULICALLY ELEVATING CAB (SERIES), SOLID RUBBER TIRES 10.00-20 (8X)

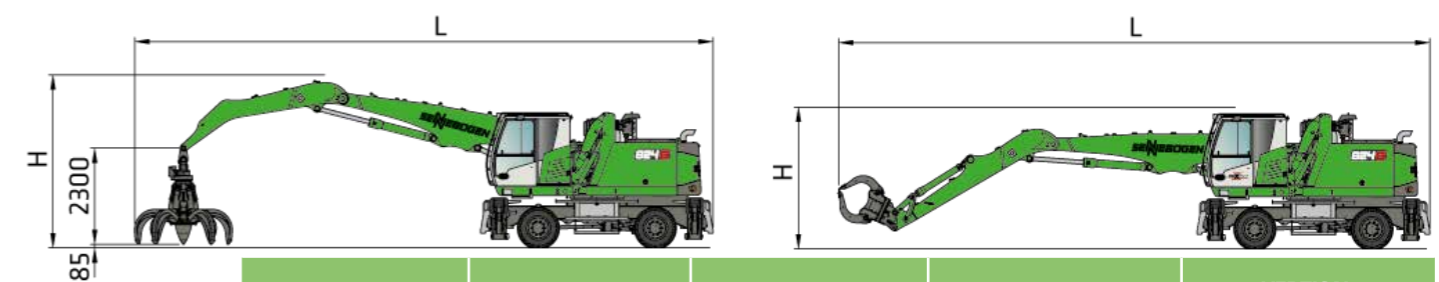
VERTICAL CLEARANCE WITH 600 L ORANGE PEEL GRAB VERTICAL CLEARANCE WITH 450 L SORTING GRAB



	COMPACT BOOM	GRAB STICK	PASSAGE LENGTH (L)	VERTICAL CLEARANCE (H) ORANGE PEEL GRAB	VERTICAL CLEARANCE (H) SORTING GRAB
K10	6,0 m	4,0 m	13,8 m	4,3 m	
K10 ULM	6,0 m	4,3 m ULM	14,0 m		3,35 m
K11	6,5 m	4,5 m	15,0 m	4,4 m	
K11 ULM	6,5 m	4,3 m ULM	14,5 m		3,35 m
K12	7,0 m	5,0 m	15,7 m	4,6 m	

Other transport dimensions on request

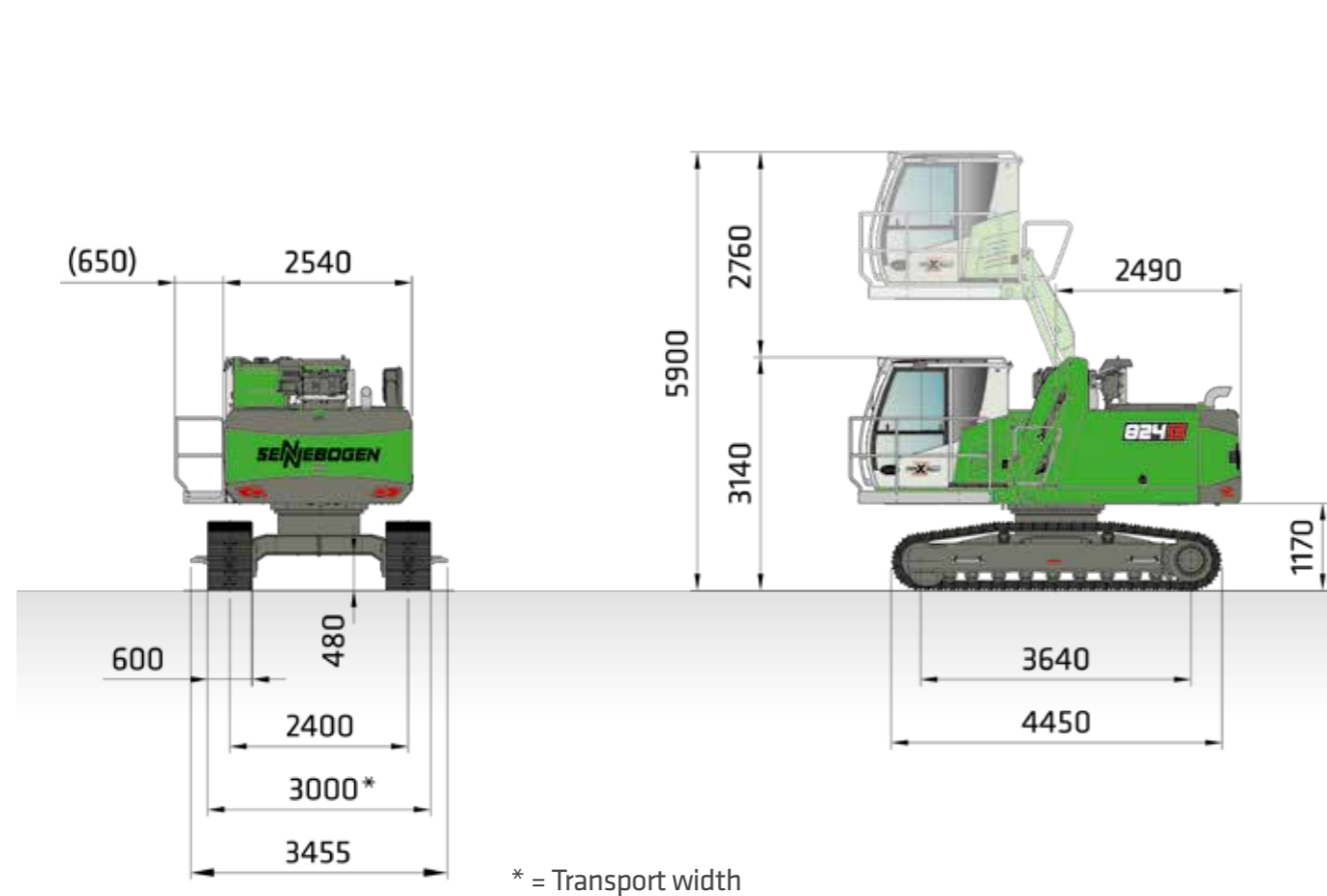
VERTICAL CLEARANCE WITH 600 L ORANGE PEEL GRAB VERTICAL CLEARANCE WITH 450 L SORTING GRAB



	COMPACT BOOM	GRAB STICK	PASSAGE LENGTH (L)	VERTICAL CLEARANCE (H) ORANGE PEEL GRAB	VERTICAL CLEARANCE (H) SORTING GRAB
K10	6,0 m	4,0 m	14,0 m	4,3 m	
K10 ULM	6,0 m	4,3 m ULM	14,2 m		3,35 m
K11	6,5 m	4,5 m	15,0 m	4,4 m	
K11 ULM	6,5 m	4,3 m ULM	14,7 m		3,35 m
K12	7,0 m	5,0 m	15,9 m	4,6 m	

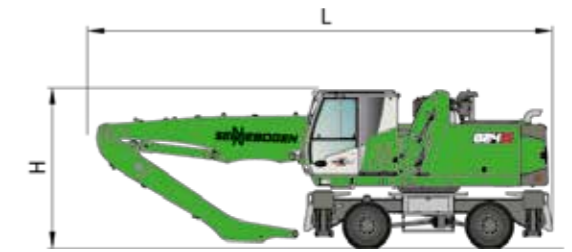
Other transport dimensions on request

DIMENSIONS CRAWLER



824 G WITH R25/240 CRAWLER UNDERCARRIAGE AND G280 HYDRAULICALLY ELEVATING CAB (SERIES)

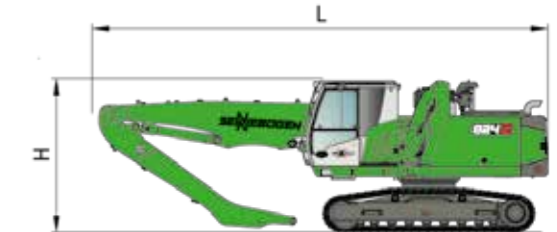
TRANSPORT DIMENSIONS MOBILE/CRAWLER



824G TRANSPORT DIMENSIONS MP21				
	COMPACT BOOM	GRAB STICK	TRANSPORT LENGTH (L)	TRANSPORT HEIGHT (H)
K10	6,0 m	4,0 m	9,3 m	3,35 m
K10 ULM	6,0 m	4,3 m ULM	9,3 m	3,35 m
K11	6,5 m	4,5 m	9,7 m	3,35 m
K11 ULM	6,5 m	4,3 m ULM	9,7 m	3,35 m
K12	7,0 m	5,0 m	10,2 m	3,35 m

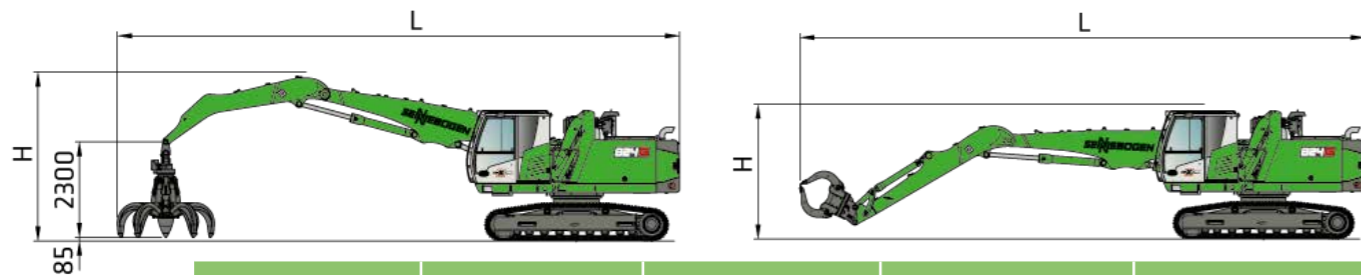


824G TRANSPORT DIMENSIONS MP26				
	COMPACT BOOM	GRAB STICK	TRANSPORT LENGTH (L)	TRANSPORT HEIGHT (H)
K10	6,0 m	4,0 m	9,5 m	3,35 m
K10 ULM	6,0 m	4,3 m ULM	9,5 m	3,35 m
K11	6,5 m	4,5 m	10,0 m	3,35 m
K11 ULM	6,5 m	4,3 m ULM	10,0 m	3,35 m
K12	7,0 m	5,0 m	10,5 m	3,35 m



824G TRANSPORT DIMENSIONS R25/240				
	COMPACT BOOM	GRAB STICK	TRANSPORT LENGTH (L)	TRANSPORT HEIGHT (H)
K10	6,0 m	4,0 m	9,2 m	3,3 m
K10 ULM	6,0 m	4,3 m ULM	9,2 m	3,3 m
K11	6,5 m	4,5 m	9,7 m	3,3 m
K11 ULM	6,5 m	4,3 m ULM	9,7 m	3,3 m
K12	7,0 m	5,0 m	10,2 m	3,3 m

VERTICAL CLEARANCE WITH 600 L ORANGE PEEL GRAB VERTICAL CLEARANCE WITH 450 L SORTING GRAB



	COMPACT BOOM	GRAB STICK	PASSAGE LENGTH (L)	VERTICAL CLEARANCE (H) ORANGE PEEL GRAB	VERTICAL CLEARANCE (H) SORTING GRAB
K10	6,0 m	4,0 m	13,7 m	4,3 m	
K10 ULM	6,0 m	4,3 m ULM	14,0 m		3,3 m
K11	6,5 m	4,5 m	14,7 m	4,4 m	
K11 ULM	6,5 m	4,3 m ULM	14,5 m		3,3 m
K12	7,0 m	5,0 m	15,7 m	4,6 m	

Other transport dimensions on request



SENNEBOGEN ACADEMY

Increase your knowledge because success is based on knowledge. In the SENNEBOGEN ACADEMY we place great importance on ensuring it flows powerfully.
 ↳ www.sennebogen-academy.com



SERVICE AND MAINTENANCE

Comprehensive customer service. And supply of spare parts. Service is a TOP priority for us.
 ↳ www.sennebogen.com/customer-service



SENtrack

Efficient fleet management with SENtrack: use information that would otherwise stay hidden and increase your efficiency.
 ↳ www.sennebogen.com/sentrack



RENTAL & USED

Discover the unique range of rental machines available from SENNEBOGEN Rental & Used. Find your rental machine here:
 ↳ www.sennebogen-rental-used.com

JOIN OUR OPERATORS' CLUB

The spotlight is on you and your machine! We focus on exclusive information, sharing experiences with other SENNEBOGEN operators as well as fun and enthusiasm.

All the benefits here ↳ www.sennebogen.com/operators-club



MOVE BIG THINGS WITH US



over **70**
years of
experience

100%
family company

over **2000**
experienced
specialists worldwide

4
production plants
in Germany

over **180**
sales and service partners
worldwide

27
different material
handlers



Telehandler	Balancer	Material handler	Duty cycle crane	Crawler crane	Telescopic crane	Port crane
4-5.5 t	130-300 t	17-420 t	13.5-300 t	50-300 t	16-130 t	300 t

This catalog describes machine models, the scope of equipment of individual models, and configuration options (standard equipment and optional equipment) of the machines delivered by SENNEBOGEN Maschinenfabrik GmbH. Machine illustrations may contain optional and supplementary equipment. Actual equipment may vary depending on the country to which the machines are delivered, especially in regard to standard and optional equipment. All product designations used may be trademarks of SENNEBOGEN Maschinenfabrik GmbH or other supplying companies, and any use by third parties for their own purposes may violate the rights of the owners.

Please contact your local SENNEBOGEN sales partner for information concerning the equipment variants offered. Requested performance characteristics are only binding if they are expressly stipulated upon conclusion of the contract. Delivery options and technical features are subject to change. All information is supplied without liability. Equipment is subject to change, and rights of advancement are reserved. © SENNEBOGEN Maschinenfabrik GmbH, Straubing, Germany. Reproduction in whole or in part only with written consent of SENNEBOGEN Maschinenfabrik GmbH, Straubing, Germany.



SENNEBOGEN
Maschinenfabrik GmbH
Hebbelstraße 30
94315 Straubing, Germany

 www.sennebogen.com

MOVE BIG THINGS

SALES SENNEBOGEN

Green Line Sales

 +49 (0) 9421 / 540 - 146

 materialhandling@sennebogen.de

SPARE PARTS CENTER

Spare parts orders

 spareparts@sennebogen.de

AFTER SALES

Technical support

 service@sennebogen.de